

DESCRIPTION

SloanStone[®] 1-Station Wall-Mounted Counter Top Sink.

DETAILS


- Material: SloanStone
- Width: 30" (762mm)

FEATURES

Single Station Lavatory System with the following features:

- Drain Deck design prevents any water from puddling on the counter top
- Gap-free Vandal Resistant high strength structure
- Sloan Sensor Activated, Chrome Plated Hand Washing Faucets
- Chrome Plated Accented Overflow
- 1 1/4" Chrome Plated Brass Grid Strainer
- 1 1/2" Chrome Plated 17 Gauge Tubular Brass P-trap
- Cabinet constructed of Brushed Stainless Steel
- No visible fasteners for large Access Panel
- All ADA and TAS lavatory standards achieved in a single design
- Sink can only be used with a single hole faucet. No soap dispenser option is available for this model

COLORS



COMPLIANCES & CERTIFICATIONS



(ADA Compliant, cUPC Certified, IGC156)

RECOMMENDED SPECIFICATION

SloanStone Series Sink model no. ELC 8X000 Countertop Style Sink. Product to be molded using SloanStone solid surface and designed with slopes between the basins. Sloan automated sensor faucet. Sink design to be ADA compliant and IAPMO certified. Supplied with enclosure.

DOWNLOADS

- [ELC-80000 Installation Instructions](#)
- [ELC-80000 \(Spanish\) Installation Instructions](#)
- [ELC-81000 Series Sinks Repair and Maintenance Guide](#)
- [Additional Downloads](#)




NOTES

All information contained within this document subject to change without notice.

Looking for other variations of the ELC-81000 product? [View the general spec sheet with all options.](#)

[Find a compatible faucet](#) for this sink.

SUGGESTED FAUCETS

	Name	Description
	EAF-250	View more info
	EAF-225	View more info
	EAF-275	View more info

ROUGH-IN

