



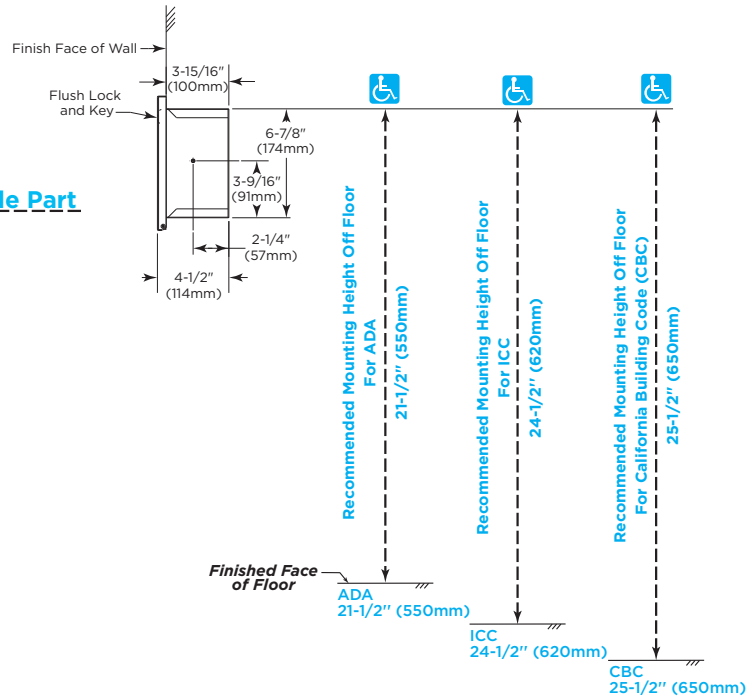
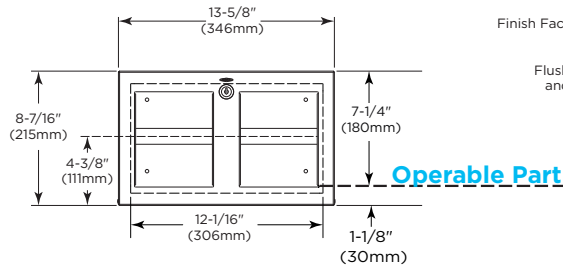
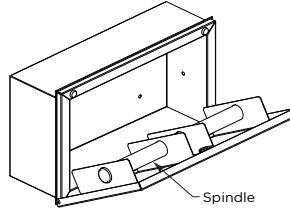
Technical Data

TrimLineSeries™ RECESSED MULTI-ROLL TOILET TISSUE DISPENSER

B-35883

Specify Finish Required

- Stainless Steel, Satin Finish
- Matte Black Finish, please use model no. B-35883.MBLK



Rough Wall Opening
 12-1/2" (318mm) wide
 7-3/8" (187mm) high
 4" (102mm) min depth

ADA/ICC/CBC Installation Guidance

***Operable Part:** Bottom of toilet tissue dispenser opening.

Minimum mounting height of Operable Part:
 ADA: 15" (381mm) above finished floor (AFF)
 ICC: 18" (457mm) above finished floor (AFF)
 CBC: 19" (483mm) above finished floor (AFF)

*For more information regarding operable parts, please refer to Bobrick Planning Guide for Accessible Restrooms, page 9.

MATERIALS:

Cabinet — 18-8, Type-304, heavy-gauge stainless steel. All-welded construction. Exposed surfaces have satin finish or matte black, as specified.

Door — 18-8, Type-304, 20-gauge (0.9mm) stainless steel with satin finish or matte black, as specified. Secured to cabinet with two rivets. Equipped with a tumbler lock keyed like other Bobrick washroom accessories. Tumbler lock flush with the door - no protrusion.

Spindle — 18-8, Type-304, 18-gauge (1.2mm), 1" diameter (25mm) stainless steel tubing with plastic end caps. Theft resistant. Removable with key provided.

continued . . .

OPERATION:

Unit holds two standard-core toilet tissue rolls up to 5-1/8" (130mm) diameter (1500 sheets). To service toilet tissue dispenser, unlock door with key provided and slide spindle out on any direction.

INSTALLATION:

Provide framed rough wall opening 12-1/2" wide x 7-3/8" high (318 x 187mm). Minimum recessed depth required from finish face of wall is 4" (102mm). Allow clearance for construction features that may protrude into rough wall opening from opposite wall. Coordinate with mechanical engineer to avoid pipes, vents, and conduits in wall. Mount cabinet with shims between framing and cabinet at all points indicated by an S, then secure unit with (4) #10 x 1-1/4" (4.8 x 32mm) sheet-metal screws (not furnished).

Replacement Parts:

| | |
|----------------------|----------|
| Spindle | 3588-33 |
| Skirt Kit | 3588-53 |
| Door Replacement Kit | 3588-173 |
| Lock and Key | 388-42 |

SPECIFICATION:

Recessed multi-roll toilet tissue dispenser shall be Type-304 stainless steel with all-welded construction; exposed surfaces shall have satin finish or matte black, as specified. Door shall be Type-304, 20-gauge (0.9mm) secured to cabinet with two rivets; and equipped with a tumbler lock keyed like other Bobrick washroom accessories. Tumbler lock flush with the door - no protrusion. Spindle shall be Type-304, 18-gauge (1.2mm), 1" diameter (25mm) stainless steel. Theft resistant, removable with key provided.

Recessed Multi-Roll Toilet Tissue Dispenser shall be Model B-35883 of Bobrick Washroom Equipment, Inc., Clifton Park, New York; Jackson, Tennessee; Los Angeles, California; Bobrick Washroom Equipment Company, Scarborough, Ontario; Bobrick Washroom Equipment Pty. Ltd., Australia; and Bobrick Washroom Equipment Limited, United Kingdom.